

PROJECT NAME: _____ DATE: _____

JOB LOCATION: _____ SPECIFIER: _____

PLEASE USE ADOBE READER OR ADOBE ACROBAT TO FILL OUT AND SAVE FORM. USING OTHER PROGRAMS COULD RESULT IN UNSAVED DATA.

APPLICATIONS

If you select a Forms+Surfaces System, please skip the Installation Type, Project Details, Lite Descriptions and Glass Characteristics sections.

Forms+Surfaces Systems

Glass Doors

Other Applications*

Loose Lite(s)

Other _____

*For Other Applications, please fill out all sections.

INSTALLATION TYPE

Captured Top & Bottom Only Fully Framed Mounted to a Solid Substrate Curtain Wall/IGU Post Mounted with Holes Water Feature

PROJECT DETAILS

Please choose **one** option from each category.

Environment

Interior, Standard Humidity
 Interior, High Humidity
 Exterior, Exposed Setting
 Exterior, Covered Setting

Lighting Conditions

Natural
 Backlit
 Spotlight
 Other (please provide details): _____

Glass Thickness

.24" (6 mm)
 .39" (10 mm)
 .47" (12 mm)

LITE DESCRIPTION

Description (include part number, if available)	Quantity	Size (width x height)
_____	_____	_____
_____	_____	_____
_____	_____	_____

GLASS CHARACTERISTICS

Please choose **one** option.

Profile

Flat
 Curved (please attach drawing)

PROCESSING REQUIREMENTS

Please choose all options that apply and provide detail as needed; if yes, please attach drawing.

Seamed Edges Top Bottom Left Side Right Side
 Flat Machine Polished Edges Top Bottom Left Side Right Side

ANSI Logo on glass** Yes No
 If ANSI Logo is needed American Canadian
 ANSI Logo placement Standard Custom***

Notches* Yes No _____
 Internal Cutouts* Yes No _____
 Pattern Cuts* Yes No _____
 Holes* Yes No _____

**ANSI logo is required for elevator interiors.

***If ANSI logo placement is custom, please provide detail.

*If yes for any of the above options, please attach drawing.

DESIGN CHARACTERISTICS

Please choose **one** option.

Configuration

- Single-sided etch
- Double-sided etch

NOTES

STANDARD PATTERNS

Please choose **one** pattern option below.


Canopy




Glint



Hive



Palisade



Plot




Ripple



Stripes



Surge



Custom (please provide details)

Please send completed forms to sales@forms-surfaces.com or contact us at 800.451.0410 with any questions.