

PROJECT NAME: _____

DATE: _____

JOB LOCATION: _____

SPECIFIER: _____

PLEASE USE ADOBE READER OR ADOBE ACROBAT TO FILL OUT AND SAVE THIS FORM. USING OTHER PROGRAMS COULD RESULT IN UNSAVED DATA.

GENERAL INFORMATION

Please choose **one** option from each category

Application

- Residential
 Commercial

Location

- Interior
 Exterior

Configuration

- Single
 Pair

STANDARD DOOR SIZES

Please choose **one** size option from either the Single Door list or Pair of Doors list.

Single Door

Nominal Door Opening: (size per leaf)	Finished Frame Opening: (single door)	Rough Opening: ¹ (single door)	Finished Door: ² (size per leaf)
<input type="checkbox"/> 3'0" x 6'8"	3'0" x 6'8"	3'4-1/2" x 6'10-1/4"	2'11-3/4" x 6'7-5/8" x 1-13/16"
<input type="checkbox"/> 3'0" x 7'0"	3'0" x 7'0"	3'4-1/2" x 7'2-1/4"	2'11-3/4" x 6'11-5/8" x 1-13/16"
<input type="checkbox"/> 3'0" x 8'0"	3'0" x 7'10"	3'4-1/2" x 8'0-1/4"	2'11-3/4" x 7'9-5/8" x 1-13/16"
<input type="checkbox"/> 3'0" x 9'0"	3'0" x 9'0"	3'4-1/2" x 9'2-1/4"	2'11-3/4" x 8'11-5/8" x 1-13/16"
<input type="checkbox"/> 3'0" x 10'0"	3'0" x 9'10-3/8"	3'4-1/2" x 10'0-5/8"	2'11-3/4" x 9'10" x 2-5/16"
<input type="checkbox"/> 3'6" x 7'0"	3'6" x 7'0"	3'10-1/2" x 7'2-1/4"	3'5-3/4" x 6'11-5/8" x 1-13/16"
<input type="checkbox"/> 3'6" x 8'0"	3'6" x 7'10"	3'10-1/2" x 8'0-1/4"	3'5-3/4" x 7'9-5/8" x 1-13/16"
<input type="checkbox"/> 3'6" x 9'0"	3'6" x 9'0"	3'10-1/2" x 9'2-1/4"	3'5-3/4" x 8'11-5/8" x 1-13/16"
<input type="checkbox"/> 3'6" x 10'0"	3'6" x 9'10-3/8"	3'10-1/2" x 10'0-5/8"	3'5-3/4" x 9'10" x 2-5/16"
<input type="checkbox"/> 4'0" x 8'0"	3'10" x 7'10"	4'2-1/2" x 8'0-1/4"	3'9-3/4" x 7'9-5/8" x 1-13/16"
<input type="checkbox"/> 4'0" x 9'0"	3'10" x 9'0"	4'2-1/2" x 9'2-1/4"	3'9-3/4" x 8'11-5/8" x 1-13/16"
<input type="checkbox"/> 4'0" x 10'0"	3'10" x 9'10-3/8"	4'2-1/2" x 10'0-5/8"	3'9-3/4" x 9'10" x 2-5/16"
<input type="checkbox"/> Custom Size ³			

Pair of Doors

Nominal Door Opening: (size per leaf)	Finished Frame Opening: (pair of doors)	Rough Opening: ¹ (pair of doors)	Finished Door: ² (size per leaf)
<input type="checkbox"/> 3'0" x 6'8"	5'11-15/16" x 6'8"	6'4-7/16" x 6'10-1/4"	2'11-3/4" x 6'7-5/8" x 1-13/16"
<input type="checkbox"/> 3'0" x 7'0"	5'11-15/16" x 7'0"	6'4-7/16" x 7'2-1/4"	2'11-3/4" x 6'11-5/8" x 1-13/16"
<input type="checkbox"/> 3'0" x 8'0"	5'11-15/16" x 7'10"	6'4-7/16" x 8'0-1/4"	2'11-3/4" x 7'9-5/8" x 1-13/16"
<input type="checkbox"/> 3'0" x 9'0"	5'11-15/16" x 9'0"	6'4-7/16" x 9'2-1/4"	2'11-3/4" x 8'11-5/8" x 1-13/16"
<input type="checkbox"/> 3'0" x 10'0"	5'11-15/16" x 9'10-3/8"	6'4-7/16" x 10'0-5/8"	2'11-3/4" x 9'10" x 2-5/16"
<input type="checkbox"/> 3'6" x 7'0"	6'11-15/16" x 7'0"	7'4-7/16" x 7'2-1/4"	3'5-3/4" x 6'11-5/8" x 1-13/16"
<input type="checkbox"/> 3'6" x 8'0"	6'11-15/16" x 7'10"	7'4-7/16" x 8'0-1/4"	3'5-3/4" x 7'9-5/8" x 1-13/16"
<input type="checkbox"/> 3'6" x 9'0"	6'11-15/16" x 9'0"	7'4-7/16" x 9'2-1/4"	3'5-3/4" x 8'11-5/8" x 1-13/16"
<input type="checkbox"/> 3'6" x 10'0"	6'11-15/16" x 9'10-3/8"	7'4-7/16" x 10'0-5/8"	3'5-3/4" x 9'10" x 2-5/16"
<input type="checkbox"/> 4'0" x 8'0"	7'7-15/16" x 7'10"	8'0-7/16" x 8'0-1/4"	3'9-3/4" x 7'9-5/8" x 1-13/16"
<input type="checkbox"/> 4'0" x 9'0"	7'7-15/16" x 9'0"	8'0-7/16" x 9'2-1/4"	3'9-3/4" x 8'11-5/8" x 1-13/16"
<input type="checkbox"/> 4'0" x 10'0"	7'7-15/16" x 9'10-3/8"	8'0-7/16" x 10'0-5/8"	3'9-3/4" x 9'10" x 2-5/16"
<input type="checkbox"/> Custom Size ³			

¹ Sizes shown indicate the recommended rough opening size to facilitate installation of standard F+S designs and door sizes. Actual rough opening sizes may vary and may affect standard sizing and pricing.

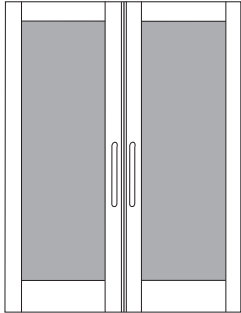
² Application of thresholds may necessitate a different finished door size than those shown. Door thickness increases to 2-1/4" on doors under 9' 0" when walnut edge is used.

³ Custom door sizes are available by special order. For some door configurations, fire or other performance ratings may impose limitations on door and frame sizes. Please call to confirm available sizes for your particular application.

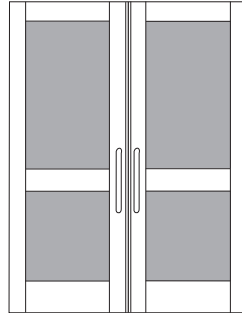
DOOR CONFIGURATION

Door Configuration

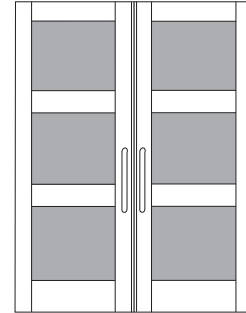
Please choose **one** Door Configuration.



Single Inset
Quantity (leaves): _____



Double Inset
Quantity (leaves): _____



Triple Inset
Quantity (leaves): _____

Inset Material

Please provide inset material details below. Stile & Rail Doors are available with insets of VividGlass, CastGlass in the Monolithic configuration, Stainless Steel, Fused Metal and Bonded Metal. More details and finish options are available on our website. If your project requires custom materials, please contact us for more information.

- Stainless Steel
- Fused Metal
- Bonded Metal
- VividGlass*
- CastGlass*

Details: _____

*If selecting VividGlass or CastGlass, please complete a Design Guide for your selected glass.

Stile & Rail Material

Please select **one** Material and Finish.

- Stainless Steel
- Please select a Stainless Steel finish:
- Sandstone
- Diamond
- Seastone
- Mirror
- Linen
- Satin

- Fused Metal
- Please select a Fused Metal color:
- Fused Bronze
- Fused Nickel Silver
- Fused Graphite
- Fused White Gold
- Fused Nickel Bronze
- Please select a Fused Metal finish:
- Sandstone
- Diamond
- Seastone
- Mirror
- Linen
- Satin

Door Edge Detail

Please select **one** Door Edge detail.

- Door Edge: Clear Anodized Aluminum
 Black Anodized Aluminum

DOOR FRAME DETAILS

Door Frame

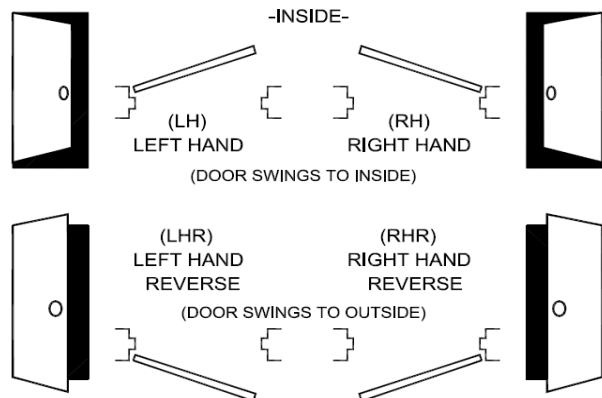
If needed, please complete a Door Frame Design Guide.

- Door Frame: Yes No, will use existing frame

Door Swing

Please select **one** Door Swing option.

- Single Door: LH RH
 LHR RHR
- Pair of Doors: LH / RH LHR / RHR
 LH fixed / RH LH / RH fixed
 LHR fixed / RHR LHR / RHR fixed



SUGGESTED HARDWARE

Deadbolt

- Prep Only
- Prep & Supply
- None



- Schlage B662P - double keyed Schlage B660P - keyed/thumbturn Finish: _____
- Other (specify) Make: _____ Finish: _____
- Model: _____

Hinges

- Prep Only
- Prep & Supply
- None



- Stanley FBB199 Finish: _____
- Other (specify) Make: _____ Finish: _____
- Model: _____

Viewer**

- Prep Only
- Prep & Supply
- None



- Ives 698B Finish: _____
- Other (specify) Make: _____ Finish: _____
- Model: _____

Roller Latch

- Prep Only
- Prep & Supply
- None



- Trimco 1559 Finish: _____
- Other (specify) Make: _____ Finish: _____
- Model: _____

Flush Bolts (only if pair of doors)

- Prep Only
- Prep & Supply
- None



- Trimco 3917 Finish: _____
- Other (specify) Make: _____ Finish: _____
- Model: _____

Pivots

- Prep Only
- None



- Rixson Make: _____ Finish: _____
- Model: _____
- Other (specify) Make: _____ Finish: _____
- Model: _____

Mortise Lock

- Prep Only
- None



- Schlage L Series Make: _____ Finish: _____
- Model: _____
- Other (specify) Make: _____ Finish: _____
- Model: _____

Concealed Closer*

- Prep Only
- None



- LCN 2000 Series Finish: _____
- Other (specify) Make: _____ Finish: _____
- Model: _____

Exit/Panic Device*

- Prep Only
- None



- Von Duprin 9947 Finish: _____
- Other (specify) Make: _____ Finish: _____
- Model: _____

*Items marked are common in commercial applications.

**Items marked are common in residential applications.

SUGGESTED HARDWARE

Threshold

- Supply Only
- None



- Pemko 172A with 184AT stop strip Finish: _____
- Other (specify) Make: _____ Finish: _____
- Model: _____

Astragal (only if pair of doors)

- Prep Only
- Prep & Supply
- None



- Pemko 352R Finish: _____
- Other (specify) Make: _____ Finish: _____
- Model: _____

Door Bottom

- Supply Only
- None



- Pemko 369AP Pemko 313AN Pemko 411ARL Finish: Mill Aluminum
- Other (specify) Make: _____ Finish: _____
- Model: _____

Top Weatherstripping

- Prep & Supply
- None

Side Weatherstripping

- Prep & Supply
- None

Suggested hardware represents selections that best suit Forms+Surfaces® door products. Suggested hardware may be subject to substitution by a different brand name product of equal quality and functionality.

Hardware listed above represents suggested use only. Purchasing parties are wholly responsible for verifying that all hardware selections are appropriate and correct in all respects for their intended applications.