



SEXTANT™ DOOR PULLS / SXT SERIES

PRODUCT DATA





SEXTANT™ DOOR PULLS / SXT SERIES

PRODUCT DATA

Offering a high-design, low-cost alternative to tubular door pulls, the Sextant Collection makes it easy to create a custom look at a “tubular” price. Choose from multiple grip and finial designs, mix metals and finishes, and combine grips with finials in almost limitless variations. Sextant Door Pulls are grouped by grip diameter into two distinct series: Series 1200 and Series 1500. Based on the collection’s unique “kit of parts” format, both give specifiers countless ways to get creative with their door pull solutions.

SERIES DETAILS

Sizing of Sextant Door Pulls is largely defined by the customer, not by pre-set options. In most cases, overall lengths and/or center-to-center dimensions are variable and allow customers to specify grip lengths and/or finial spacing to meet project-specific requirements.

DESIGN ELEMENTS	SERIES 1200	SERIES 1500
Individual Sextant Door Pulls consist of two basic elements that must be specified separately: Grips and Finials. GRIPS: The “graspable” part of the pull. Design options include straight or curved versions. FINIALS: The two elements that support the grip. Design options vary.	Series 1200 is a medium-scale version of Sextant with 1.25" (32mm) diameter grips. Grips are available in stainless steel, bronze and tactile black Santoprene® elastomer. Straight Series 1200 grips are available in any length up to 100" (2540mm). For straight pulls subtract 6" (152mm) from desired oal to calculate c.c. dimension. Arc grips are pre-configured with finials; oal is 24" (610mm); c.c. is 18" (457mm). Finials are attached to straight and arc grips at F+S factory. In addition to door pull applications, Sextant Series 1200 is also offered as an ADA compliant handrail in our Elevator Interiors (excluding SXT910316). Please call or visit our website for more information.	Series 1500 is a larger-scale version of Sextant with 1.50" (38mm) diameter grips and proportionally larger finials. Grips are available in stainless steel, bronze and tactile black Santoprene elastomer. Straight Series 1500 grips are available in any length up to 100" (2540mm). For straight pulls subtract 7" (178mm) from desired oal to calculate c.c. dimension. Arc grips are pre-configured with finials; oal is 25" (635mm); c.c. is 18" (457mm). Finials are attached to straight and arc grips at F+S factory. In addition to door pull applications, Sextant Series 1500 is also offered as an ADA compliant handrail in our Elevator Interiors (excluding SXT910356). Please call or visit our website for more information.

PRODUCT DETAILS

The following applies to all Sextant Door Pull designs shown on pages 3-5.

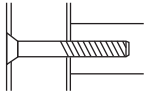
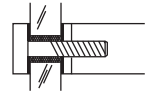

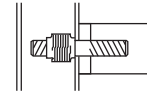
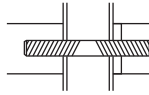
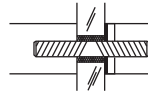
MATERIAL & FINISH			GRIPS	FINIALS & TEES	MAINTENANCE
Stainless Steel	US32	Polished Stainless Steel	•	•	Sextant Door Pulls are well-suited for interior or exterior use. Regular maintenance will help ensure the lasting beauty of each pull. For more information, please refer to the Door Hardware Care & Maintenance document found on our website.
	US32D	Satin Stainless Steel	•	•	
	SSS	Stippled Stainless Steel	•	•	
Bronze	US9	Polished Bronze	•	•	
	US10	Satin Bronze	•	•	
	SBR	Stippled Bronze	•	•	
	US10B	Oil-Rubbed Bronze		•	
Santoprene	BLACK	Santoprene Elastomer	•		



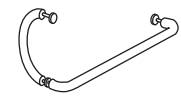
MOUNTING OPTIONS

Sextant Door Pulls are installed using Mounting System “B” as shown below. To ensure a secure installation, a thread-locking adhesive such as Loctite® is recommended. For more information, refer to the Door Pull Installation Manual on our website.

MOUNTING SYSTEM "B"

					
B1	B2	B3	B4*	B5	B6
Single mount	Single mount	Concealed single mount	Concealed single mount	Back-to-back mount	Back-to-back mount
Solid wood core or hollow metal door with through bolt.	Tempered glass, solid wood core or hollow metal door with end cap purchased separately.	Hollow metal door with Rota-Lok and customer's reinforcement.	Solid wood core door with threaded insert and Rota-Lok.	Solid wood core or hollow metal door with Rota-Lok.	Tempered glass door with Rota-Lok.

"L" CONFIGURATION

	<p>Comprised of two door pulls, one end of each pull is mounted back-to-back, while the remaining ends are single-mounted. Mounting options are dependent on the door type and door pulls being utilized.</p> <p>For additional information, refer to the Door Pull Mounting Options guide or Door Pull Installation Manual on our website.</p>
---	---

*Forms+Surfaces offers but does not recommend concealed mounting on wood doors. Frequent or heavy use can compromise the integrity of this mounting.

HOW TO SPECIFY

Provide model numbers, grip length, quantity, metal and finish, mounting option, and door material and thickness. Refer to the standalone Door Hardware Price List on our website for list pricing.



SEXTANT™ DOOR PULLS / SXT SERIES

PRODUCT DATA

SERIES DESCRIPTIONS

SERIES 1200 - DIMENSIONS	
<p>1.25" (32mm) GRIP DIAMETER (ACTUAL SIZE)</p>	<p>4.50" (114mm) finial height 3.00" (76mm) finial end to standoff c.c. 1" (25mm) standoff diameter 1.25" (32mm) grip diameter</p>
GRIPS	FINIALS

SERIES 1500 - DIMENSIONS	
<p>1.5" (38mm) GRIP DIAMETER (ACTUAL SIZE)</p>	<p>5.00" (127mm) finial height 3.50" (89mm) finial end to standoff c.c. 1" (25mm) standoff diameter 1.50" (38mm) grip diameter</p>
GRIPS	FINIALS

FINIALS				INTERMEDIATE TEE													
series	model #	pull projection	series	model #	pull projection	series	model #	pull projection	series	model #	pull projection	series	model #	pull projection			
1200	SXT910320	3.00" (76mm)	1200	SXT910321	3.15" (80mm)	1200	SXT910322	3.00" (76mm)	1200	SXT910323	3.15" (80mm)	1200	SXT910324	3.00" (76mm)	1500	SXT911320	3.15" (80mm)
1500	SXT911320	3.15" (80mm)	1500	SXT911321	3.35" (85mm)	1500	SXT911322	3.15" (80mm)	1500	SXT911323	3.35" (85mm)	1500	SXT911324	3.15" (80mm)			
BULLET			COLUMN			CYLINDER			TAPER			TEE					



DESIGN OPTIONS - SERIES 1200

GRIPS - 1.25" (32mm) dia.															
	<table border="1"> <thead> <tr> <th>model #</th> <th>oal</th> </tr> </thead> <tbody> <tr> <td>SXT910310</td> <td>straight up to 18" (457mm)</td> </tr> <tr> <td>SXT910311</td> <td>straight 18.25" to 24" (464mm to 610mm)</td> </tr> <tr> <td>SXT910312</td> <td>straight 24.25" to 48" (616mm to 1219mm)</td> </tr> <tr> <td>SXT910313</td> <td>straight 48.25" to 72" (1226mm to 1829mm)</td> </tr> <tr> <td>SXT910314</td> <td>straight 72.25" to 92" (1835mm to 2337mm)</td> </tr> <tr> <td>SXT910315</td> <td>straight 92.25" to 100" (2343mm to 2540mm)</td> </tr> </tbody> </table> <p>Subtract 6" (152mm) from desired oal to calculate c.c. dimension.</p>	model #	oal	SXT910310	straight up to 18" (457mm)	SXT910311	straight 18.25" to 24" (464mm to 610mm)	SXT910312	straight 24.25" to 48" (616mm to 1219mm)	SXT910313	straight 48.25" to 72" (1226mm to 1829mm)	SXT910314	straight 72.25" to 92" (1835mm to 2337mm)	SXT910315	straight 92.25" to 100" (2343mm to 2540mm)
model #	oal														
SXT910310	straight up to 18" (457mm)														
SXT910311	straight 18.25" to 24" (464mm to 610mm)														
SXT910312	straight 24.25" to 48" (616mm to 1219mm)														
SXT910313	straight 48.25" to 72" (1226mm to 1829mm)														
SXT910314	straight 72.25" to 92" (1835mm to 2337mm)														
SXT910315	straight 92.25" to 100" (2343mm to 2540mm)														
<p>SXT910310, 11, 12, 13, 14, 15</p>	<p>SXT910316</p>														

OVERSIZE STRAIGHT PULLS

To avoid flexing, straight pull lengths exceeding those indicated in the chart below require either an intermediate tee fitting or a concealed internal strengthening tenon that allows long spans supported by end finials alone. Tees and tenons are priced separately and must be added to the pull price when required.

STAINLESS STEEL GRIPS	Lengths over 93" (2362mm) oal require tee or tenon
BRONZE GRIPS	Lengths over 81" (2057mm) oal require tee or tenon



DESIGN OPTIONS - SERIES 1500

GRIPS - 1.50" (38mm) dia.															
<table border="1" style="margin-left: auto; margin-right: auto;"> <thead> <tr> <th>model #</th> <th>oal</th> </tr> </thead> <tbody> <tr> <td>SXT910350</td> <td>straight up to 18" (457mm)</td> </tr> <tr> <td>SXT910351</td> <td>straight 18.25" to 24" (464mm to 610mm)</td> </tr> <tr> <td>SXT910352</td> <td>straight 24.25" to 48" (616mm to 1219mm)</td> </tr> <tr> <td>SXT910353</td> <td>straight 48.25" to 72" (1226mm to 1829mm)</td> </tr> <tr> <td>SXT910354</td> <td>straight 72.25" to 92" (1835mm to 2337mm)</td> </tr> <tr> <td>SXT910355</td> <td>straight 92.25" to 100" (2343mm to 2540mm)</td> </tr> </tbody> </table> <p>Subtract 7" (178mm) from desired oal to calculate c.c. dimension.</p>	model #	oal	SXT910350	straight up to 18" (457mm)	SXT910351	straight 18.25" to 24" (464mm to 610mm)	SXT910352	straight 24.25" to 48" (616mm to 1219mm)	SXT910353	straight 48.25" to 72" (1226mm to 1829mm)	SXT910354	straight 72.25" to 92" (1835mm to 2337mm)	SXT910355	straight 92.25" to 100" (2343mm to 2540mm)	
model #	oal														
SXT910350	straight up to 18" (457mm)														
SXT910351	straight 18.25" to 24" (464mm to 610mm)														
SXT910352	straight 24.25" to 48" (616mm to 1219mm)														
SXT910353	straight 48.25" to 72" (1226mm to 1829mm)														
SXT910354	straight 72.25" to 92" (1835mm to 2337mm)														
SXT910355	straight 92.25" to 100" (2343mm to 2540mm)														
SXT910350, 51, 52, 53, 54, 55	SXT910356														

OVERSIZE STRAIGHT PULLS

To avoid flexing, straight pull lengths exceeding those indicated in the chart below require either an intermediate tee fitting or a concealed internal strengthening tenon that allows long spans supported by end finials alone. Tees and tenons are priced separately and must be added to the pull price when required.

STAINLESS STEEL GRIPS	Lengths up to 100" (2540mm) oal do not require a tee or tenon
BRONZE GRIPS	Lengths over 94" (2388mm) oal require tee or tenon