




**CASTGLASS™** CLASSIC MONOLITHIC

PRODUCT DATA





# CASTGLASS™ CLASSIC MONOLITHIC

PRODUCT DATA

CastGlass Classic Monolithic glass features artisanal textures cast on hand-carved molds. The unique sculptural profiles range from freeform compositions to organic linear motifs. Offering a timeless look and feel, Classic Monolithic glass is a beautiful addition to architectural applications of all kinds—indoors or out.

## MATERIAL DESCRIPTION

Classic Monolithic glass is defined by three parameters that are key to product specification:

GLASS TEXTURE	GLASS TYPE	GLASS SURFACE TREATMENT
<p>Textures are the dimensional patterns in the glass:</p> <ul style="list-style-type: none"> <li>• All textures are available in multiple standard glass thicknesses, each offering a different visual end result.</li> <li>• Specific thickness options vary per texture. Contact F+S for details. Standard glass thicknesses and weights are described below for general reference.</li> <li>• Custom textures can be created, at an additional charge. Please contact F+S for details.</li> </ul> <p>See pages 2 and 3 for more information and to view standard textures.</p>	<p>Two types of glass are standard:</p> <ul style="list-style-type: none"> <li>• Clear: a slight green tint is inherent to the glass</li> <li>• Low Iron: the green inherent in standard clear glass is virtually eliminated</li> </ul> <p>See below for safety and tempering options.</p>	<p>The surface treatment of the glass impacts the amount of light transmitted - or not - through the glass.</p> <p>Classic Monolithic glass is inherently transparent. A smooth surface on both sides of the glass is standard.</p> <p>Other surface treatments that vary opacity levels from semi-transparent to opaque are also available:</p> <ul style="list-style-type: none"> <li>• One or both sides of the glass can be sandblasted, which allows light to pass through while creating a sense of privacy.</li> <li>• Back coating is also an option. Coating colors can be matched to any Pantone color. A variety of coating textures and gloss levels are available.</li> </ul> <p>For more about surface treatment options, contact F+S.</p>

## PRODUCTS & APPLICATIONS

GLASS LITES	DOORS
<p>Classic Monolithic glass is ideal for architectural accents such as columns, railings, partitions, and custom applications. Processing options include polished edges, tempering, notches, cutouts and pattern cuts. Classic Monolithic glass sizes vary per texture; see page 4 for details.</p> <p>Classic Monolithic glass can be used with commonly available glass hardware components to address a wide range of glass mounting and installation scenarios. Please contact our project management team for help with your project-specific needs.</p>	<p>All Classic Monolithic glass textures, except Boards and Bricks, can be specified for F+S Glass Doors and as insets in our Stile &amp; Rail Doors.</p>

## GLASS CHARACTERISTICS

SAFETY	EXTERIOR APPLICATIONS & WATER FEATURES
<p>Classic Monolithic glass is available tempered, laminated for safety, and tempered and laminated. Tempering is required for glass with holes and cutouts. For questions about glass strengthening and safety, please contact us.</p>	<p>Classic Monolithic glass is suitable for exterior applications and water features. For details, please contact us.</p>
PROFILE	THICKNESSES & WEIGHTS
<p>Classic Monolithic glass can be made to fit a flat or curved profile. Curved profiles are subject to certain limitations. If a curved profile is needed, please contact us to discuss the guidelines and documentation needed for specification.</p>	<ul style="list-style-type: none"> <li>• 1/4" (6 mm) 3.27 lb/sq ft</li> <li>• 3/8" (10 mm) 4.90 lb/sq ft</li> <li>• 1/2" (12 mm) 6.64 lb/sq ft</li> </ul>

## HOW TO SPECIFY

A Design Guide is available to lead you through the specification process in a simple, checkbox format. The Design Guide captures all the information needed to generate a quote.






# CASTGLASS™ CLASSIC MONOLITHIC

PRODUCT DATA


## TEXTURES

All textures shown on pages two and three are available in a variety of standard glass thicknesses, each offering a different visual end result. Specific thickness options vary per texture; contact F+S for details. Bricks is shown in 3/8" (10 mm); all other textures shown in 1/4" (6 mm) thickness.


\* Textures can be specified in both horizontal and vertical orientations.




ATLANTIS™




BOARDS™



BRICKS™




\*HIKARU™




\*NUV'EAU™




\*ON-WA™



PIETRA™



PLANK™



\*RAKE™



## CASTGLASS™ CLASSIC MONOLITHIC

PRODUCT DATA


### TEXTURES

All textures shown on pages two and three are available in a variety of standard glass thicknesses, each offering a different visual end result. Specific thickness options vary per texture; contact F+S for details. Bricks is shown in 3/8" (10 mm); all other textures shown in 1/4" (6 mm) thickness.


\* Textures can be specified in both horizontal and vertical orientations.



SPRUZZO™



TANAMI™



VALENCIA™





# CASTGLASS™ CLASSIC MONOLITHIC

PRODUCT DATA

## MATERIAL SPECIFICATIONS

The chart below shows thickness and sheet size dimensions for all Classic Monolithic glass textures. Sheets may be specified in any size up to the maximum indicated in the chart.

TEXTURE	AVAILABLE THICKNESSES	SHEET SIZE
ATLANTIS	1/4" (6 mm), 3/8" (10 mm), 1/2" (12 mm)	53" x 108" (1345 x 2743 mm)
BOARDS*	1/4" (6 mm), 3/8" (10 mm), 1/2" (12 mm)	53" x 106" (1346 x 2696 mm)
BRICKS*	3/8" (10 mm), 1/2" (12 mm)	53" x 108" (1346 x 2743 mm)
HIKARU (horizontal)	1/4" (6 mm), 3/8" (10 mm), 1/2" (12 mm)	53" x 108" (1345 x 2743 mm)
HIKARU (vertical)	1/4" (6 mm), 3/8" (10 mm), 1/2" (12 mm)	53" x 108" (1345 x 2743 mm)
NUV'EAU (horizontal)	1/4" (6 mm), 3/8" (10 mm), 1/2" (12 mm)	53" x 108" (1345 x 2743 mm)
NUV'EAU (vertical)	1/4" (6 mm), 3/8" (10 mm), 1/2" (12 mm)	53" x 108" (1345 x 2743 mm)
ON-WA (horizontal)	1/4" (6 mm), 3/8" (10 mm), 1/2" (12 mm)	53" x 108" (1345 x 2743 mm)
ON-WA (vertical)	1/4" (6 mm), 3/8" (10 mm), 1/2" (12 mm)	53" x 108" (1345 x 2743 mm)
PIETRA	1/4" (6 mm), 3/8" (10 mm), 1/2" (12 mm)	53" x 108" (1345 x 2743 mm)
PLANK	1/4" (6 mm), 3/8" (10 mm), 1/2" (12 mm)	53" x 108" (1345 x 2743 mm)
RAKE (horizontal)	1/4" (6 mm), 3/8" (10 mm), 1/2" (12 mm)	53" x 108" (1345 x 2743 mm)
RAKE (vertical)	1/4" (6 mm), 3/8" (10 mm), 1/2" (12 mm)	53" x 108" (1345 x 2743 mm)
SPRUZZO	1/4" (6 mm), 3/8" (10 mm), 1/2" (12 mm)	53" x 108" (1345 x 2743 mm)
TANAMI	1/4" (6 mm), 3/8" (10 mm), 1/2" (12 mm)	53" x 108" (1345 x 2743 mm)
VALENCIA	1/4" (6 mm), 3/8" (10 mm), 1/2" (12 mm)	53" x 108" (1345 x 2743 mm)

\*Note these textures **may** require flanges for installation within a channel or frame.

## PRODUCT PERFORMANCE-COMPLIANCE WITH STANDARDS

CastGlass Classic Monolithic architectural glass complies with all major building codes as laminated safety glass and meets the following U.S. industry standards:

GLASS QUALITY	SAFETY GLAZING
<ul style="list-style-type: none"> <li>• ASTM C1036 – Specification for Flat Glass</li> <li>• ASTM C1048 – Specification for Heat-Treated Flat Glass—Kind HS, Kind FT Coated and Uncoated Glass where heat-treated is specified</li> <li>• ASTM E-774 – Specification for Sealed Insulating Glass Units where insulating glass is specified</li> </ul>	<ul style="list-style-type: none"> <li>• ANSI Z-97.1 – Safety Performance Specifications and Methods of Test for Safety Glazing Material Used in Buildings</li> <li>• CPSC 16 CFR 1201 – Safety Standard for Architectural Glazing Materials, Category I and II</li> </ul>

CastGlass Profile Monolithic architectural glass complies with and meets the following Canadian industry standards:

GLASS QUALITY	SAFETY GLAZING
<ul style="list-style-type: none"> <li>• CAN/CGSB-12.1-M – Specification for M90 Tempered or Laminated Glass</li> </ul>	<ul style="list-style-type: none"> <li>• CAN/CGSB-12.1-M – Safety Performance Specifications and Methods of Test for Safety Glazing Material Used in Buildings</li> </ul>



**RECEIVING, STORAGE, HANDLING, PROTECTION, AND MAINTENANCE**

<p><b>ORDERING</b></p> <ul style="list-style-type: none"> <li>• Plan the order to avoid off-site storage and to minimize rehandling and time in storage at the job site before installation.</li> <li>• Prepare boxing, trailer and floor loading schedules in consideration of weight limitations and handling and distribution needs.</li> </ul>	<p><b>RECEIVING</b></p> <ul style="list-style-type: none"> <li>• Classic Monolithic glass is sold and shipped on an F.O.B. FACTORY basis. Inspect all glass upon arrival.</li> <li>• Before unloading, inspect handling equipment, rigging and surrounding conditions for safety compliance and inspect the general condition of the shipment for load shifting or possible damage in transit.</li> <li>• Inspect the shipment for any shortage, abuse, wetness or other transit damage; note such on the bill of lading or delivery ticket and obtain the driver's signature as acknowledgment.</li> <li>• Inventory received materials; immediately report any shortage to Classic Monolithic glass and report concealed damage to the carrier.</li> <li>• If necessary, file a written freight claim with the carrier and order replacement glass from Classic Monolithic glass.</li> </ul>
<p><b>STORAGE</b></p> <ul style="list-style-type: none"> <li>• Store indoors at moderate temperature (above the dew point).</li> <li>• If outdoor storage is required, shade from direct sunlight and cover with tarpaulins or plastic (for plastic, particularly, allow for air circulation in and around the cases—condensation can lead to glass surface staining).</li> <li>• Support both sides of vertically stored cases.</li> <li>• Wet glass must be towel dried prior to storage as prolonged moisture exposure can cause permanent surface staining.</li> </ul>	<p><b>HANDLING</b></p> <ul style="list-style-type: none"> <li>• During handling, wear hard-hats, safety shoes, gloves, and glazing gauntlets and follow all established safety procedures.</li> <li>• The movement and installation of glass needs to be handled with suction cups suitable for textured glass.</li> <li>• Remove the lid of the crate and unpack lite-by-lite; never end-pick glass or move partially unpacked cases.</li> <li>• Exercise care to prevent damage to the glass; edge damage may lead to thermally associated glass breakage after installation.</li> <li>• Cushion lites at bottom-edge quarter points on soft, firm blocks, free from glass chips, dirt or foreign matter.</li> <li>• Stack glass on edge and lean against a structural column or other sturdy upright or rack at an angle of five to seven degrees from vertical; place interleaving between lites. Never slide one lite against another.</li> <li>• Check finished surfaces and glass edges for damage before installation; set only acceptable material.</li> </ul>
<p><b>PROTECTION</b></p> <ul style="list-style-type: none"> <li>• Install finished materials after potentially damaging construction activities nearby—such as welding, sandblasting and fireproofing—have been completed. If the construction schedule does not allow for this, protect the glazing from damage by other processes.</li> <li>• Immediately after glass is set, identify the openings with streamers or ribbons suitably attached to the framing or surround and held free from the glass; do apply warning markers directly to the glass.</li> </ul>	<p><b>MAINTENANCE</b></p> <ul style="list-style-type: none"> <li>• Never use fluoride salts or hydrogen-fluoride producing compounds to wash the glass or surrounding surfaces; avoid use of razor blades or abrasive cleansers.</li> <li>• Use soft, clean, grit-free cloths and a mild soap, detergent or glass cleaning solution for normal washing, rinse with clean water, and squeegee dry; ordinary window-washing techniques are appropriate. Windex® or similar glass cleaners are recommended. Harsh chemicals can damage the glass coating.</li> <li>• Remove any stains from weathering steel by washing frequently during the weathering period (according to the steel manufacturer's recommendations).</li> <li>• Remove any runoff from concrete, stucco or other alkaline materials by frequent window washing.</li> </ul>