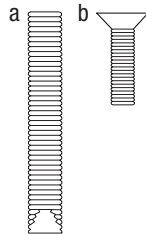
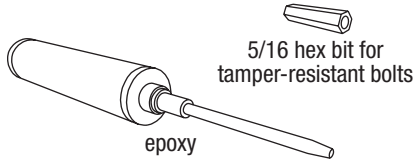


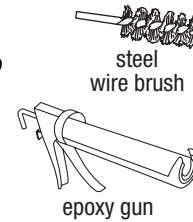

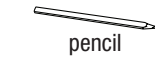
# BAY CITY™ BIKE RACK

## SURFACE MOUNT INSTALLATION INSTRUCTIONS

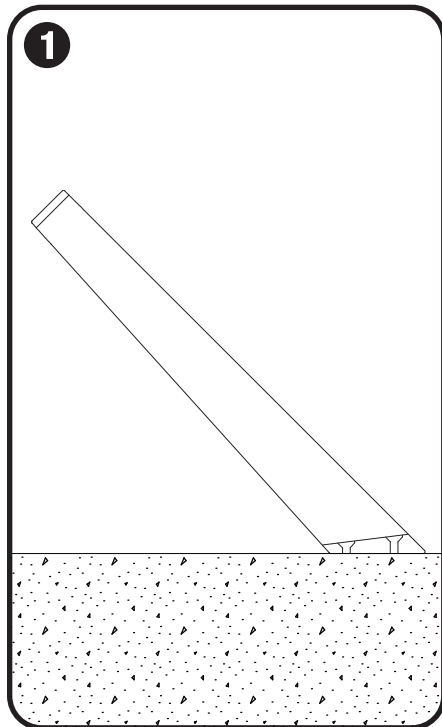
### MOUNTING KIT (SOLD SEPARATELY)



### TOOLS NEEDED




### STEP BY STEP FOR ALL BAY CITY BIKE RACKS




#### Mark hole locations

- Place bike rack in desired location. Mark center of each hole location with pencil.
- NOTE: Bike rack is not freestanding and must be supported during this step.



#### Drill holes

- Use hammer drill to drill 5" deep x 7/8" diameter anchor hole at each marked location using a 7/8" drill bit suitable for concrete drilling.
- NOTE: Forms+Surfaces recommends starting holes with 1/4" diameter drill bit followed by 1/2" and finally 7/8" for maximum accuracy.



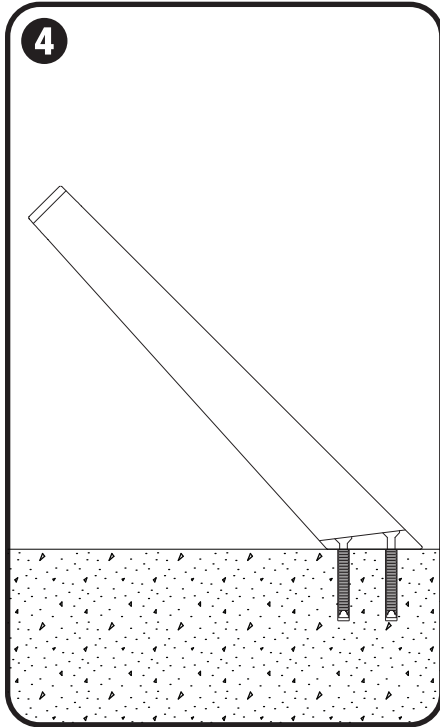
#### Fill holes & insert anchors

- Use compressed air and steel wire brush to clean each anchor hole in accordance with epoxy instructions.
- Use epoxy in epoxy gun to fill each anchor hole 5/8 of the hole depth in accordance with epoxy instructions.
- Insert 1/2"-13 x 5" epoxy anchor (a) into each anchor hole so anchor top is flush with ground. Allow proper curing time according to cure schedule on epoxy instructions before moving on to Step 4.

# BAY CITY™ BIKE RACK

## SURFACE MOUNT INSTALLATION INSTRUCTIONS

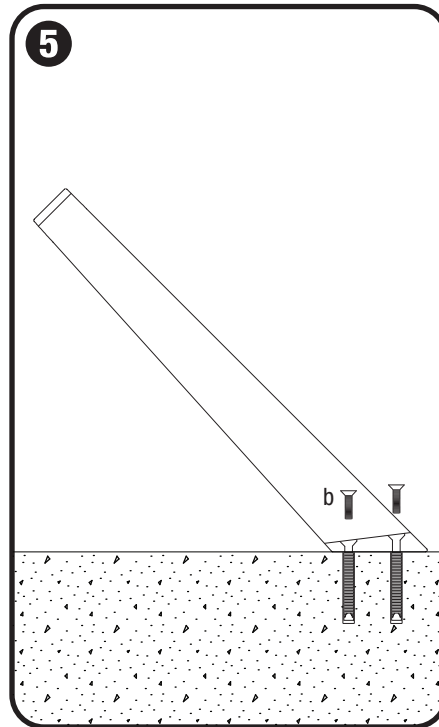
### STEP BY STEP FOR ALL BAY CITY BIKE RACKS



#### Position bike rack

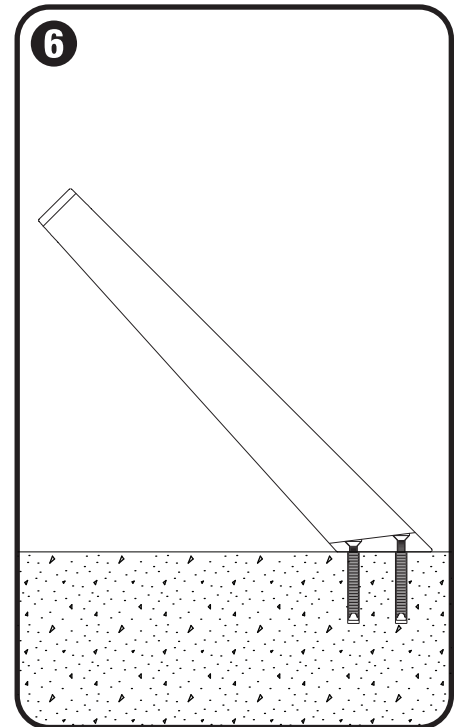
- Position bike rack so that mounting holes line up with anchors.

NOTE: Bike rack is not freestanding and must be supported until Steps 5 and 6 are complete.



#### Attach bike rack

- Insert 1/2" - 13 x 2" tamper-resistant flat head cap bolt (b) into mounting holes in bike rack and thread into anchors using 5/16" hex bit for tamper-resistant bolts.



#### Tighten bolts

- Tighten bolts until snug.

NOTE: Forms+Surfaces recommends applying Loctite® or similar thread-locking adhesive.

# BAY CITY™ BIKE RACK

## SURFACE MOUNT INSTALLATION INSTRUCTIONS

RECOMMENDED BICYCLE RACK SPACING PER ASSOCIATION OF PEDESTRIAN AND BICYCLE PROFESSIONALS (APBP) GUIDELINES FOR ALL BAY CITY BIKE RACKS

