

# Forms+Surfaces Elevator Interiors: A Comprehensive Program with Global Appeal



Forms+Surfaces elevator interiors blend the convenience of standardized systems with impressive design flexibility.

Developed with the needs of today's buildings in mind, F+S elevator interiors are smartly engineered to invite creativity, meet diverse field conditions, and satisfy real-world budgets and timelines – without sacrificing ease of specification, installation, maintenance or breadth of material choices.

Smarter still, sophisticated F+S manufacturing facilities in the U.S. and Pune, India, make it easy for us to serve our global customers. What does this mean for you? The best of all worlds: exceptional creative control; precisely engineered products; efficient lead times and delivery; local agility and support; and beautiful, high-quality end results.



*Our state-of-the-art glass manufacturing facility in Pune, India, allows us to efficiently support clients and projects throughout the region*


## COMPREHENSIVE SYSTEMS

The program consists of 10 highly configurable elevator interior designs. Each is defined by a unique wall panel layout that serves as the framework for the materials used within. Each can be tailored to project-specific needs. And each represents a complete system that includes everything needed for quick, cost-efficient installation. Wall panels, bases, and trim are standard; handrail panels and/or ceilings with or without lighting are optional.

Beyond system efficiencies, the beauty of the program lies in the vast material choices available through the F+S Surfaces palette.

## EXTENSIVE MATERIAL OPTIONS

Unparalleled in its reach, the **F+S Surfaces palette** gives you the freedom to create distinctive, highly personalized elevator interiors. More than 1,000 material, finish and pattern combinations make it easy to achieve exactly the look you want while meeting a wide



range of aesthetic, performance and budgetary requirements. From architectural glass to architectural metal to cast composites and more, the possibilities are virtually endless.

For example, **VividGlass**, our line of laminated glass, gives you a remarkable range of choices: **ViviChrome** brings solid color to life; **ViviGraphix** adds graphic elements; **ViviSpectra** invites you to customize photos and original artwork using our **Zoom Digital Darkroom** and **VEKTR Digital Canvas** design tools; **ViviStrata** features precise etched designs; **ViviTela** captures the rich look of woven metal; and **ViviStone** brings the beauty of real stone to glass. In addition, **BermanGlass Levels** blends sculptural kiln cast glass textures with laminated colors and graphics.




*VividGlass offers a stunning range of options for F+S Elevator Interiors*

If illumination is your goal, our **LightPlane Panels** are a standard option for our LEVELe Elevator Interiors. These precisely engineered, edge-lit LED panels incorporate VividGlass or BermanGlass Levels Kiln Cast Glass and allow you to seamlessly illuminate elevator interiors and more.




*LightPlane Panels bring LED illumination to LEVELe Elevator Interiors*

If metal is more your style, opt for **Stainless Steel** or **Fused Metal**. Stainless Steel's clean aesthetics and proven endurance are ideal for high-traffic elevator interiors. Fused Metal, our line of colored stainless steel, fuses titanium alloys at the molecular level to stainless steel substrates. It offers the durability of stainless in rich range of colors. High-durability finishes and wide range of patterns add to each materials' design and performance options.




*Stainless Steel and Fused Metal perform beautifully in F+S Elevator Interiors*



F+S cast composites further expand the possibilities.

**Bonded Metal** is the result of a unique technology that casts metal granules in a tough, FRP matrix. The lightweight, extremely durable castings have beautifully detailed patterned surfaces and the character and appearance of solid metal. Field-proven for more than 50 years, Bonded Metal offers visual richness and exceptional resistance to wear.

**Bonded Quartz** incorporates ceramic microspheres in a fiber-reinforced polymer matrix, a combination that yields durable, lightweight castings with a stunning surface appearance and that are easy to clean. Bonded Quartz is standard in White and Charcoal; custom colors are optional.



The upside of so many material choices is incredible design flexibility. Fortunately, there's a tool that makes it easy to bring them all together: the **Elevator Design Studio**.


### **ELEVATOR DESIGN STUDIO**

The Elevator Design Studio (EDS) puts creative control at your fingertips. Housed on the F+S website, this visually oriented design tool builds on the versatility of our Elevator Interiors program and allows you to quickly bridge the gap between creative vision and installed reality.



The intuitive, step-by-step EDS format lets you choose an elevator interior configuration, apply materials and finishes from the F+S Surfaces library, explore ideas, view your progress in professional-quality renderings, manage projects, request budget pricing, and literally design an elevator interior in a matter of minutes.

Because the entire process is completed without leaving the EDS, there's no need for separate programs like Photoshop, no need to spend time preparing budget pricing requests, and no need to wonder how the materials you've chosen might look in your finished design.



Realistic EDS renderings take the guesswork out of how your chosen materials will look in your finished elevator interior design

### BEYOND THE ELEVATOR DESIGN STUDIO

If your needs go beyond what you can achieve using the EDS? No problem. We're here to explore the possibilities with you, and happy to evaluate custom layouts and designs on a project-by-project basis. With our decades of materials and manufacturing expertise and a vast portfolio of successfully completed projects around the world, our goal is to help you turn your creative vision into installed reality.

Versatile. Durable. Smartly designed and engineered. Forms+Surfaces' comprehensive Elevator Interior Systems give you endless ways to bring your ideas to life – wherever in the world you are.

Ready to take your designs to exciting new levels? Step into our **ELEVATOR INTERIORS** program now.

#### Explore More

- Tour successfully completed **F+S Elevator Interior Projects** around the world. Within our Project Portfolio you can sort projects by geographic location, elevator interior design, and more.
- Watch our **Elevator Design Studio video**: You'll see how easy it is to design, visualize and specify F+S elevator interiors using the EDS.
- Learn about all of our **Surfaces and Systems**. Our interrelated product lines give you a remarkable breadth of options.